

MODULUS

Field Wiring Panel FWP4

Modulus Field Wiring Panels simplify and expedite the wiring of electrical enclosures with Modulus I/O modules. The wiring panels take the signals from the I/O modules and provide pairs of terminals for "landing" wiring from field devices, eliminating most manual wiring. Each panel terminates 4 I/O points (one Modulus I/O terminal block).

Field Wiring Panels have a pre-wired cable to a Modules I/O plug. Standard cable lengths are 1, 2, and 3 feet. Other lengths are available with short lead times.

Laser printable waterproof polyester labels are available to further simplify and accelerate panel wiring. Create labels with various colors, fonts and styles using a standard laser printer. Replicate labels quickly and easily. A Microsoft Word template is offered at no additional cost to enter and print label information.

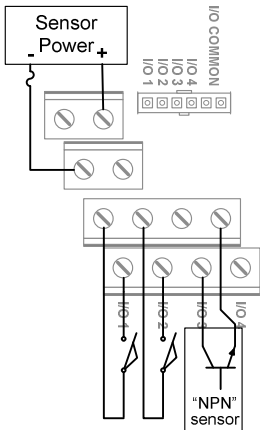


Field Wiring Panels
80-01xx
(xx= cable length in inches)
Labels
80-0100

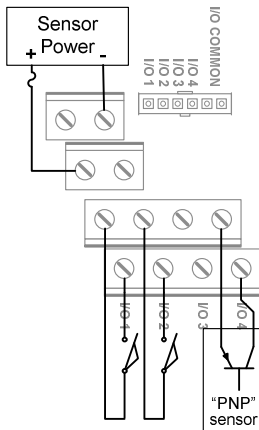
Modulus FWP4 Field Wiring Panel

- PROVIDES TERMINATION POINTS FOR 4 DEVICES
- ELIMINATES MOST MANUAL PANEL WIRING—PLUG-N-PLAY CABLES
- FAST SNAP-ON DIN RAIL MOUNTING
- RAPID LABELING W / PRE-CUT WATERPROOF LASER PRINTER LABELS

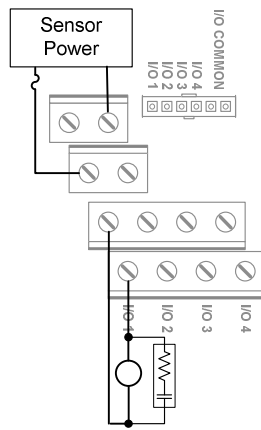
Discrete Inputs Sensors switch to Ground Inputs support AC/DC sensors



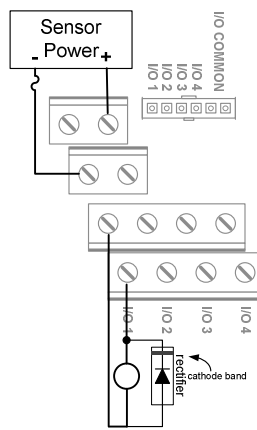
Discrete Inputs Sensors switch AC/DC Inputs are polarity insensitive



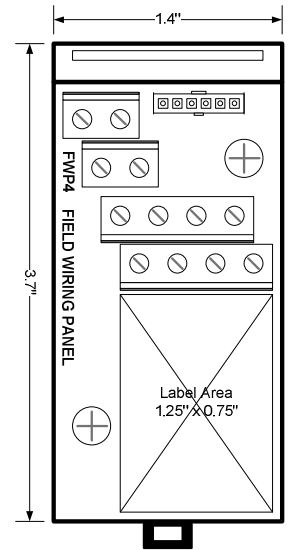
Discrete Outputs Outputs switch AC/DC 160Vac/30Vdc 8A maximum



Discrete Outputs Outputs switch DC 30Vdc 8A maximum total

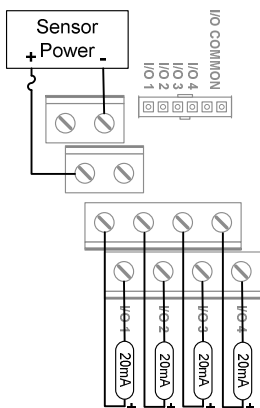


RC or diode snubbers must be used on all inductive loads

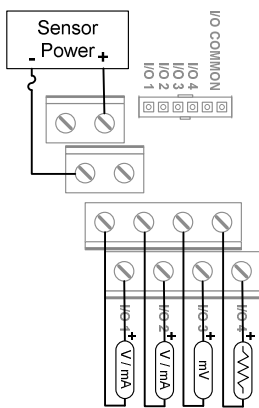


MECHANICAL

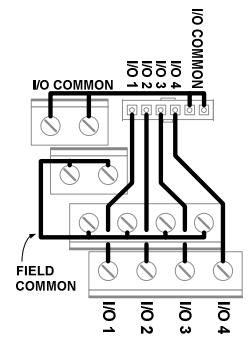
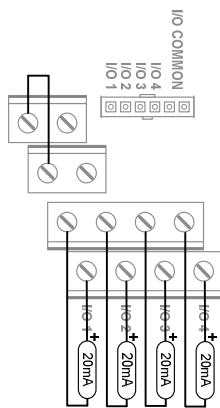
Analog Inputs 20mA Loop Powered



Analog Inputs Self or Non Powered Sensors Voltage / Current / Resistance



Analog Outputs 20mA Loop Power from I/O module



ELECTRICAL